

S60

Rotary Piling line



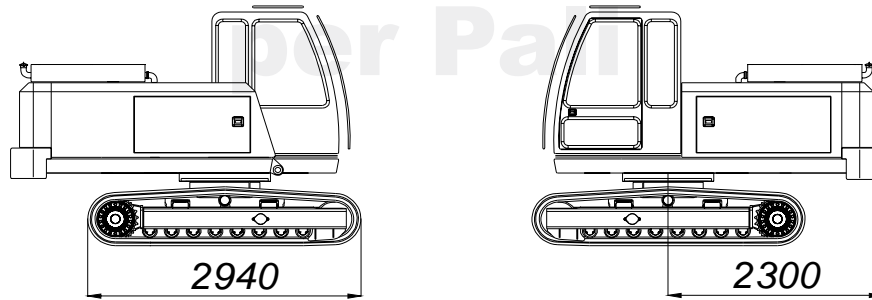
 **SoilTek**

S60

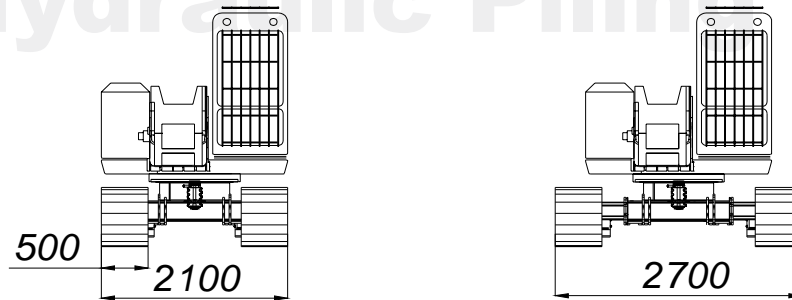
Escavatore Base

Base Carrier

Rotary Idraulica



Hydraulic Piling Rig



Escavatore base Base Excavator

| | | | |
|--------------------|--------------|-----|-----------------|
| Costruttore | Manufacturer | | SOIL TEK |
| Rotazione torretta | Swing speed | rpm | 2,4 |

Motore diesel Engine diesel

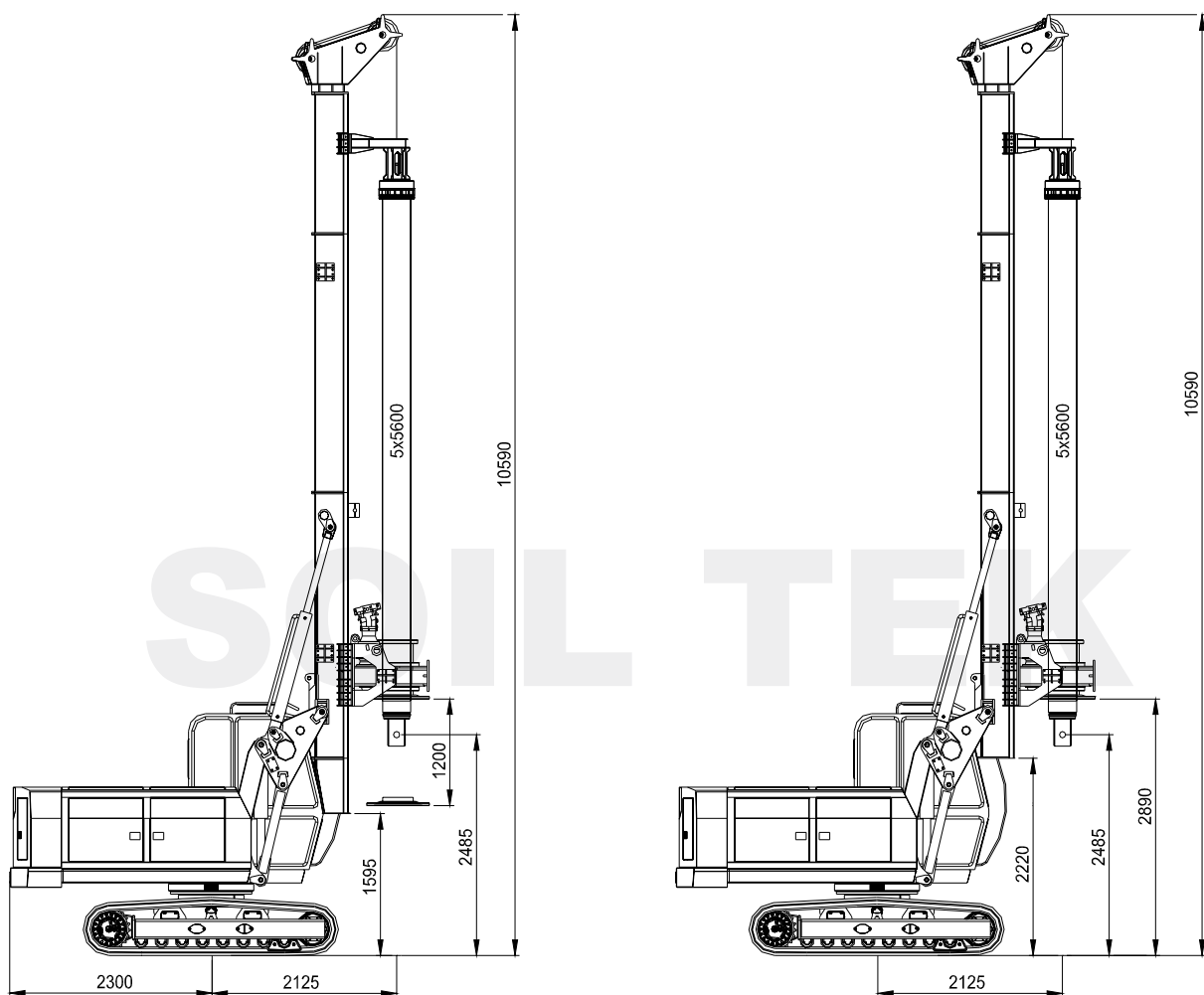
| | | | |
|---------------|---------------|-------|----------------|
| Motore diesel | Diesel engine | Type | PERKINS |
| Potenza | Power | Hp-Kw | 112 - 83 |

Argano principale Main Winch

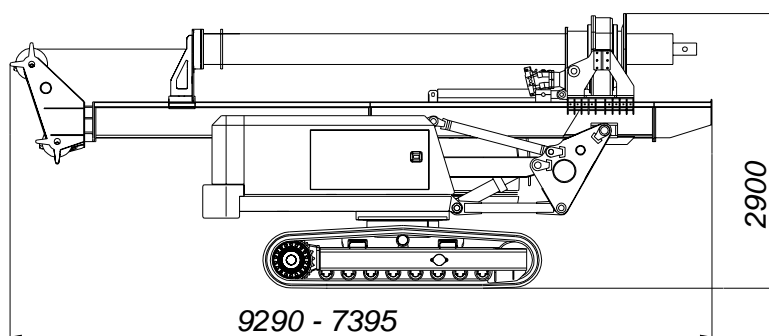
| | | | |
|-------------------|-------------------|--------|--------------------|
| Tiro nominale | Nominal line-pull | kN | 65 |
| Fune | Rope | dia/mm | 16 |
| Capacità fune | Capacity | mt | 40 |
| Velocità fune max | Max line speed | mt/min | 60 |
| Autorilascio | Hydraulic release | | incluso - included |

Argano ausiliario Auxiliary Winch

| | | | |
|---------------|-------------------|--------|----|
| Tiro nominale | Nominal line pull | kN | 20 |
| Fune | Rope | dia/mm | 12 |
| Capacità fune | Capacity rope | mt | 40 |
| Velocità fune | Max line speed | mt/min | 40 |



Dimensioni di trasporto
Transport dimensions



Dati tecnici Technical data

| Diametri | Pile diameter | mm | 400 -1000 | |
|---------------------|--------------------|---------|-----------|-----------------|
| Profondità max | Max depth pile | mt | 10,00 | 21,00 |
| Pacco aste | Kelly-bar | n/L dia | 5x2330 | 5 x4500 |
| | | | | 26,00 |
| | | | | 5x5600 * (1) |
| | | | | 323 |
| Pull-Down | | | | |
| Tiro max | Max line pull | kN | 70 | |
| Spinta max | Max crowd | kN | 40 | |
| Corsa | Stroke | mm | 1200 | |
| Rotary | | | RT60 | RT60.U (option) |
| Coppia nominale max | Max nominal torque | kNm | 58,80 | 70,20 |
| Velocità max | Max drilling speed | rpm | 9 - 30 | 8 - 30 |
| Velocità di scarico | Discharge speed | rpm | 60 | 55 |
| Peso | Weight | T | 14,5 | |

* (1) su richiesta / on request

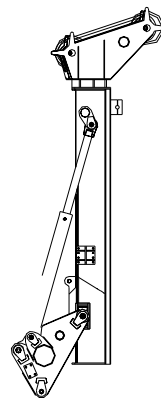
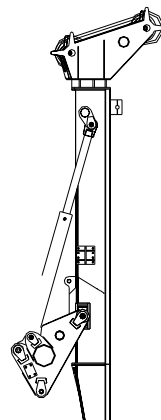
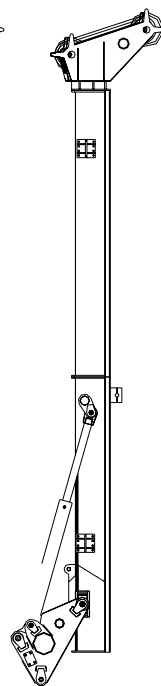
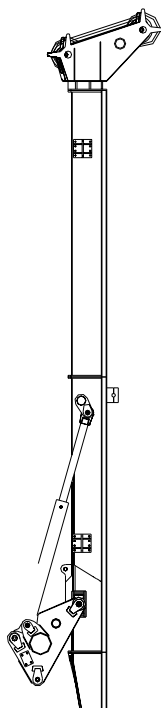
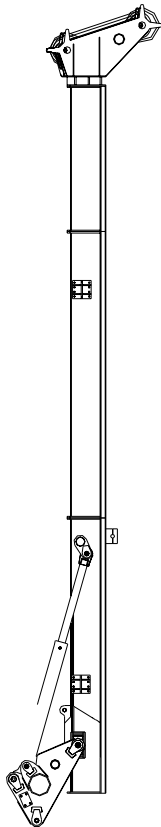
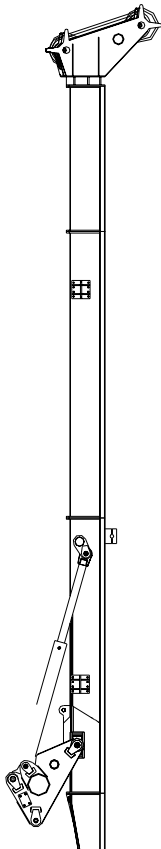
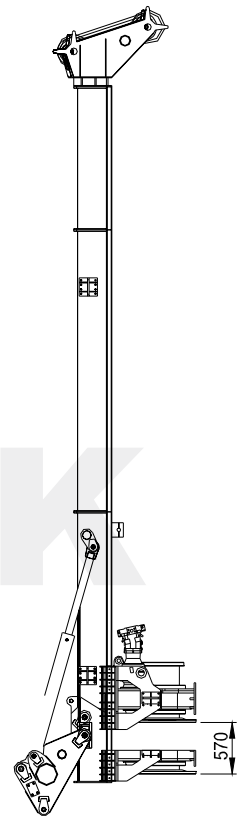
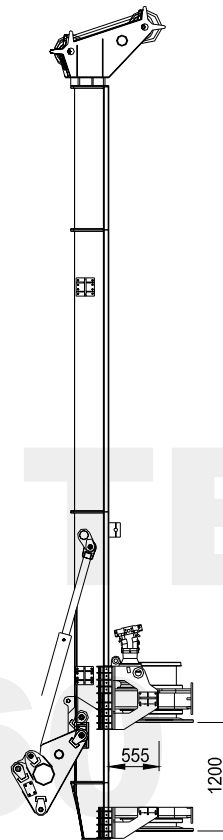
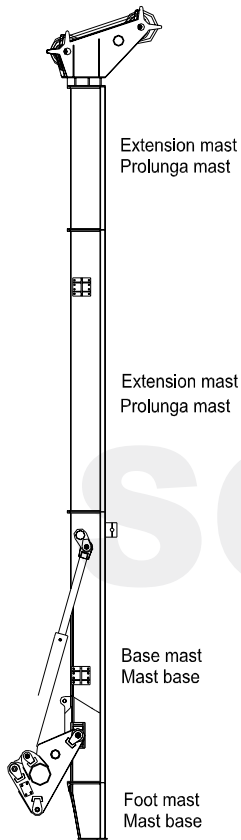
S60

Versione Pali

Rotary version

Soluzioni mast

Mast solutions



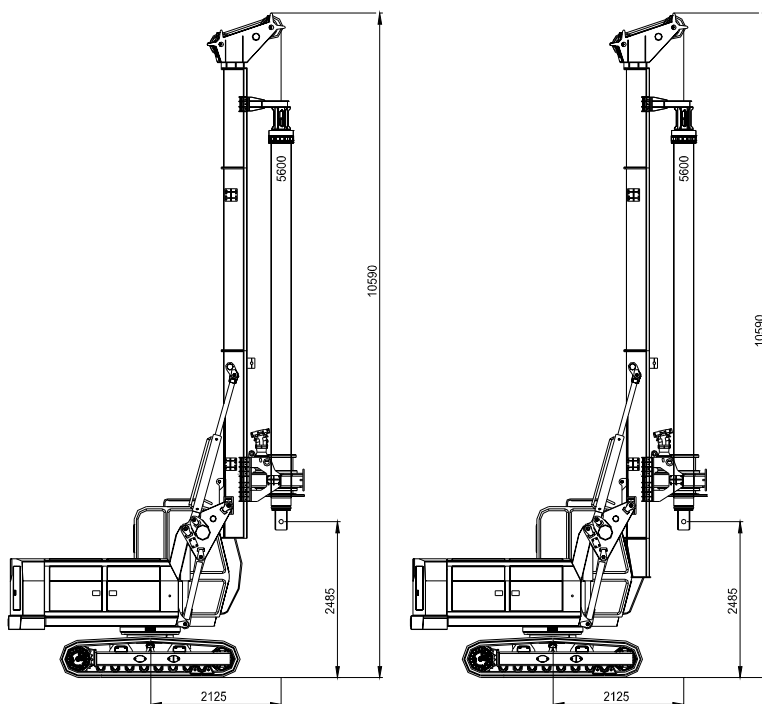
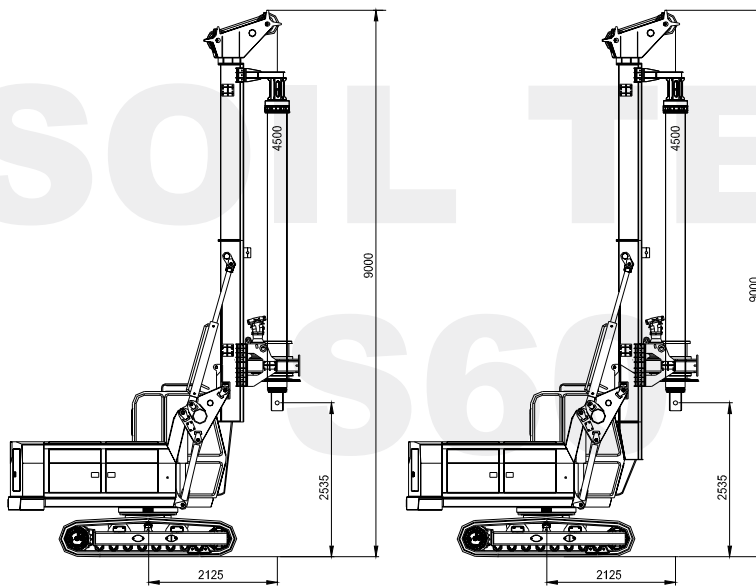
S60

Versione Pali

Rotary version

Braccio - Boom 75°

In questa condizione, la macchina deve lavorare con il carro cingolato aperto (2700mm)
In this condition, the rig must work with undercarriage open (2700mm)



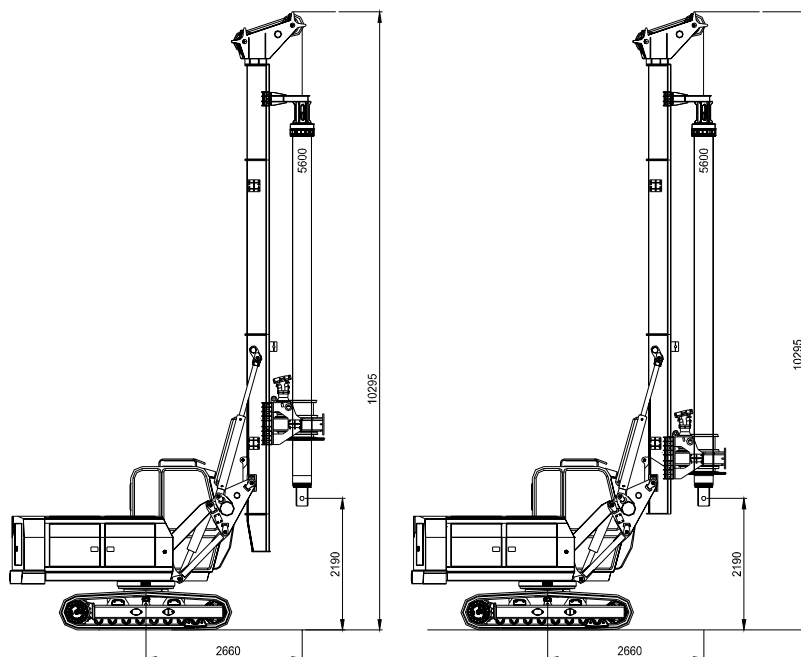
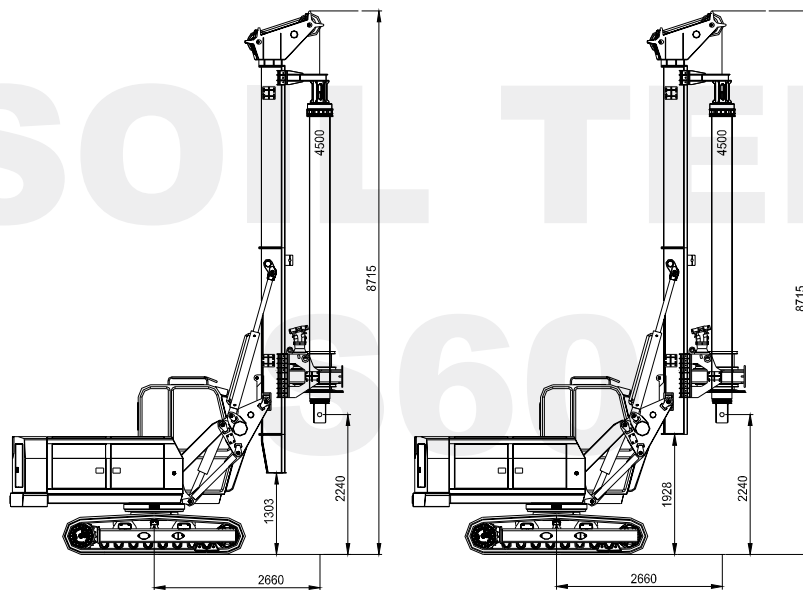
S60

Versione Pali

Rotary version

Braccio - Boom 45°

In questa condizione, la macchina
deve lavorare con il carro cingolato
aperto (2700mm)
In this condition, the rig
must work with undercarriage
open (2700mm)



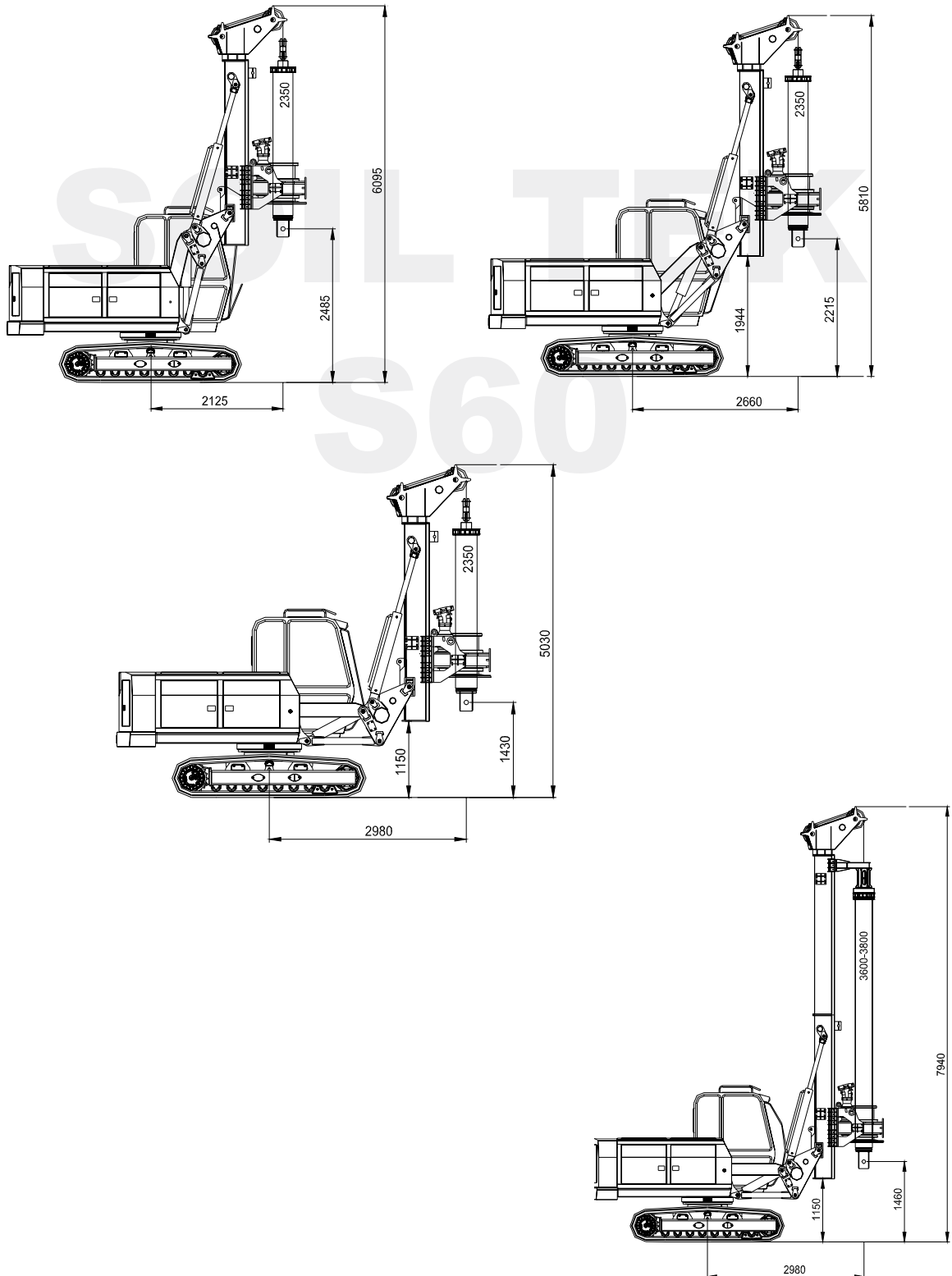
S60

Versione Pali

Rotary version

Braccio - Boom 0°

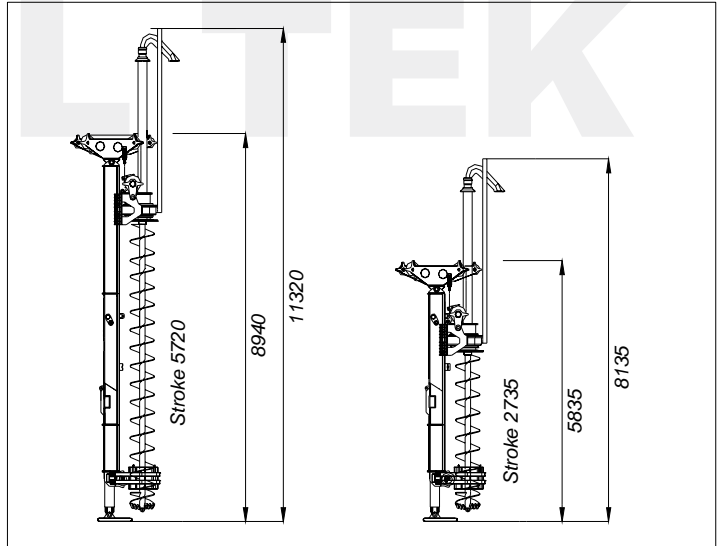
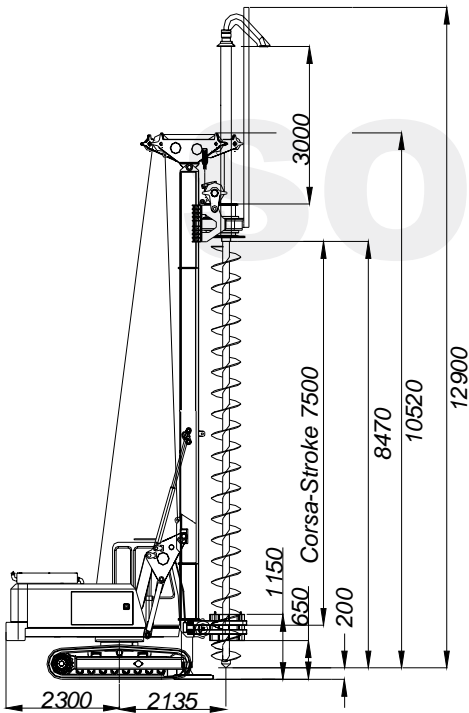
In questa condizione, la macchina
può lavorare con il carro cingolato
chiuso (2100mm)
In this condition, the rig
can work with undercarriage
closed (2100mm)



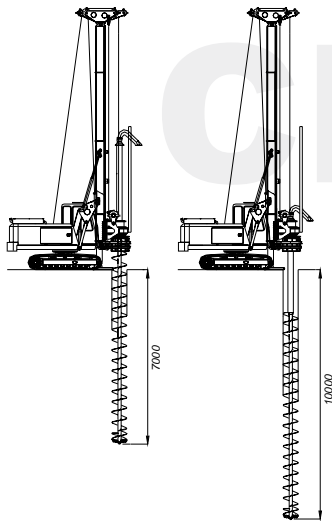
S60

Versione CFA

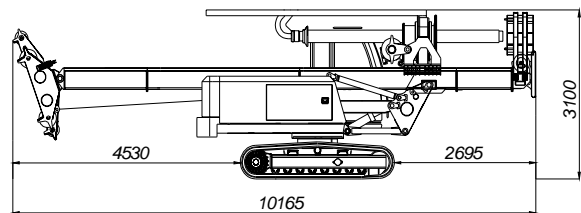
CFA version



Option available



Dimensioni di trasporto
Transport dimensions



Dati tecnici

Technical data

| Diametri | Pile diameter | mm | 300 - 600 |
|----------------|-----------------|------|-----------|
| Profondità max | Max depth pile | m | 10,00 |
| Prolunga elica | Auger extension | mm | 3000 |
| Passaggio int. | Inner passage | inch | 4" |

Argano principale Main Winch

| | | | |
|---------------------|------------------------------|--------|------|
| Tiro nominale in 4a | Nominal line-pull 4part line | kN | 200 |
| Velocità fune max | Max line speed | mt/min | 0 -9 |

Pull-Down winch (optional)

| | | | |
|---------------------|------------------------------|--------|------|
| Tiro nominale in 4a | Nominal line-pull 4part line | kN | 20 |
| Velocità fune max | Max line speed | mt/min | 7300 |

Rotary

RT60

| | | | |
|-----------------|--------------------|-----|-------|
| Coppia nominale | Nominal torque | kNm | 58,80 |
| Velocità max | Max drilling speed | rpm | 10-30 |

| | | | |
|-------------|---------------|---|------|
| Peso | Weight | T | 15,5 |
|-------------|---------------|---|------|


















S60 CFA



S60



SINCERT



SOIL TEK

via Don Morosini s.n.
66010 Tollo - CHIETI

tel ++39 - 0871 - 969110 fax ++39 - 0871 - 969788
e-mail info@soiltek.it website: www.soiltek.it