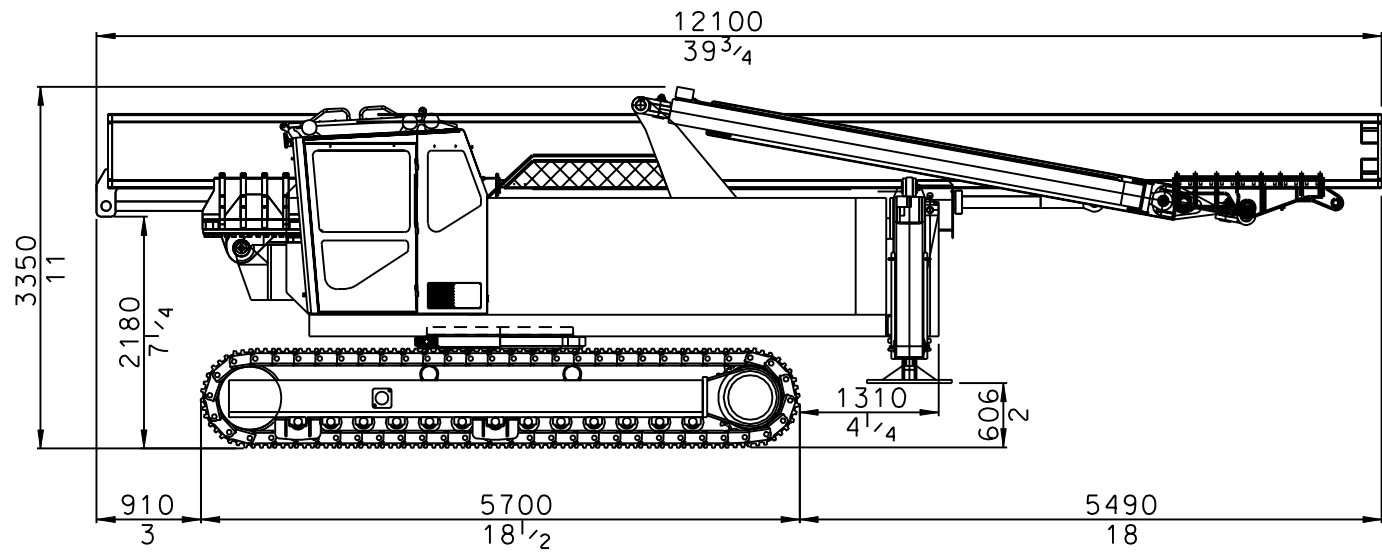
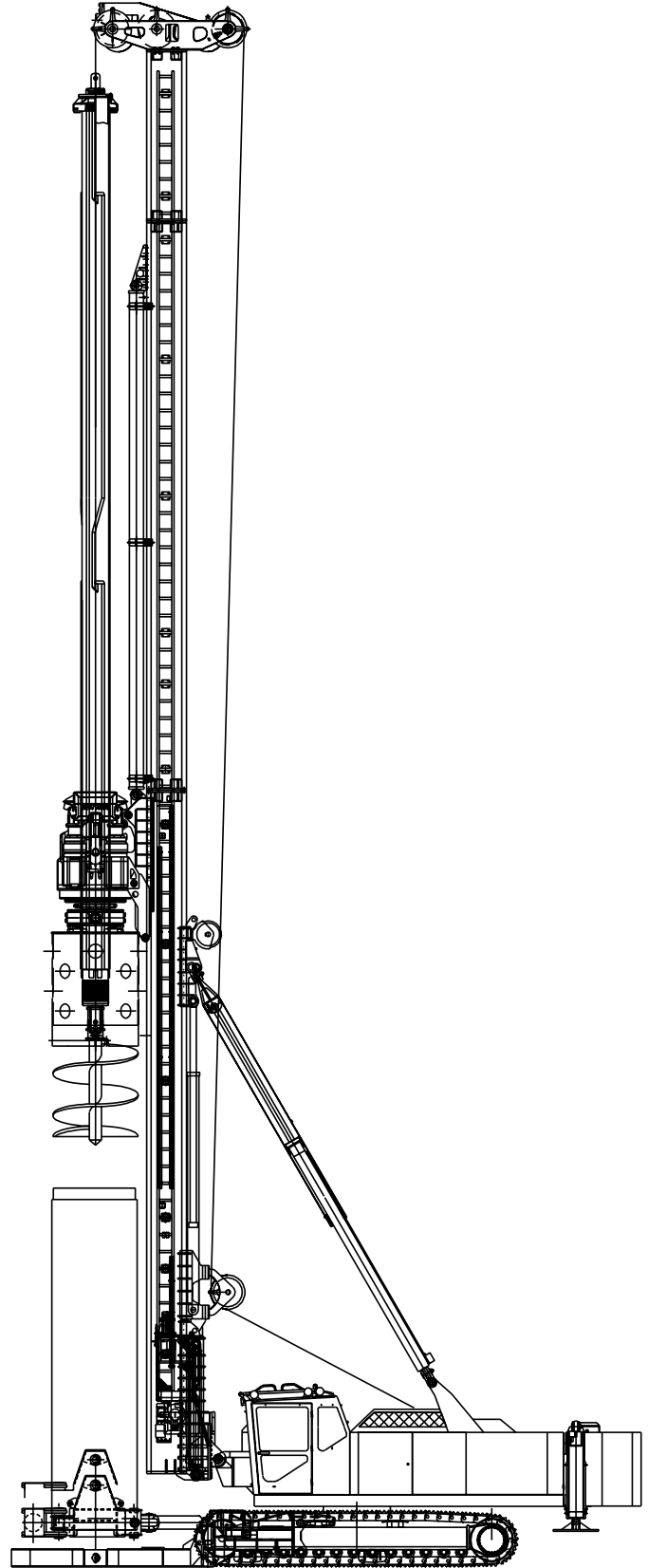


Minimum track width.



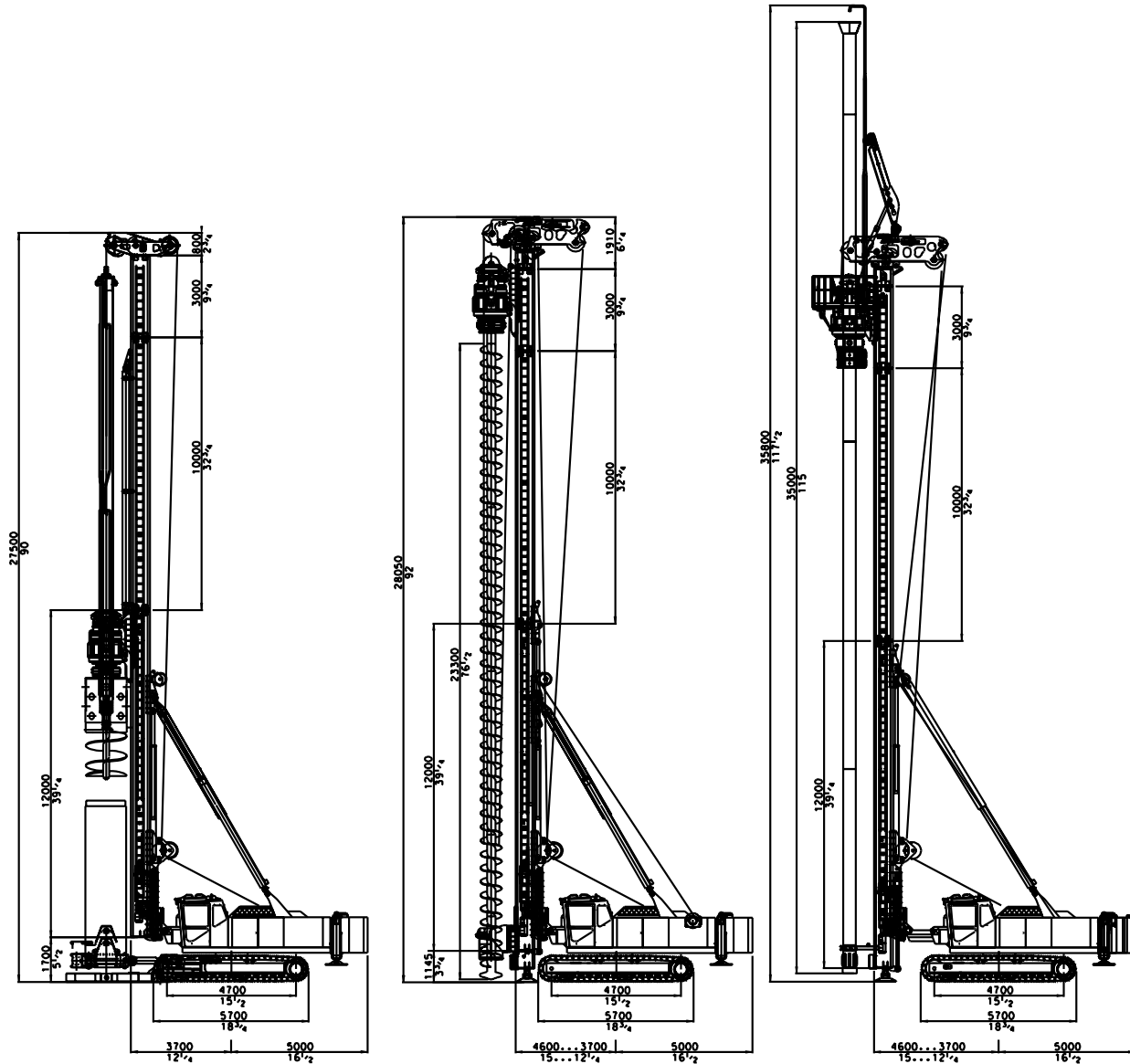
PM 28 transport dimensions.

PM 28
Multipurpose Piling Rig



Junttan Oy reserves the right to amend the specification without prior notice. Error and misprints reserved. 3 March 2005 - version M128001.

Junttan PM 28 is a multipurpose pile drilling rig for heavy-duty working. The rig can be equipped with CFA, cast-in-situ or large diameter piling equipment. The maximum torque is 400 kNm. The rig has a proven productivity due to top piling performance with Junttan rotary heads. With optional Junttan equipment, optimised working set-up of the rig can be easily achieved.



Large diameter bored piles		CFA piles		Bored displacement piles	
Kelly-bar type: JKB 400 3/33 JKB 400 3/41	Max. drilling depth: 33 m / 108 ft 41 m / 134 ft	Max. auger diameter	1200 mm / 47"	Max. boring tube diameter	800 mm / 31.5"
Oscillator type: JO 150 JO 200	Max. boring diameter: 1500 mm / 59" 2000 mm / 79"	Max. Pull up force	1000 kN / 224800 lb	Max. Pull up force	1000 kN / 224800 lb
Max. boring diameter without oscillator	2000 mm / 79"	Max. Pull down force	240 kN / 54000 lb	Max. Pull down force	240 kN / 54000 lb
Crowd cylinder stroke	8000 mm / 26 ft	Max. pile length without Kelly extension	21 m / 69 ft	Max. pile length	32 m / 105 ft
Crowd cyl. up force down	530 kN / 119000 lb 450 kN / 101000 lb	Auxiliary winch	5 000 kg / 11000 lb	Auxiliary winch	5 000 kg / 11000 lb
Working weight with JKB3/41 and JO200	12 000 kg / 265000 lb	Working weight without auger	86 000 kg / 190000 lb	Working weight without boring tube	90 000 kg / 199000 lb

Leader			
Type	KE 280101		
Length	Leader sections	m (ft)	12+10+3 (39+33+10)
	Total Length	m (ft)	28 (92)
Maximum capacity		kg (lb)	35 000 (77 200)
Movements	Vertical movement up/down	mm (inch)	1700/100 (67/4)
	Horizontal movement max.	mm (inch)	900 (35)
	Inclinations	According to a separate capacity table	
Others	Hydraulic pile arms on leader		
	Leader foot plate		
	Electronic leader inclinometer		
Rotary head			
Type	JD 40C		
	Torque	kNm (ft-lb)	400 (295 000)
	Rotation speed	rpm	35
Uppercarriage			
Winches	(single line pull, 1. layer)		
	Main winch	kg (lb)	25 000 (55 100)
	Aux. winch	kg (lb)	12 000 (26 500)
Engine	Make and Model Cummins QSX15		
	Power	kW (hp)	403 (540)
	Fuel tank volume	l (gal)	550 (145)
Hydraulics	Hydraulic oil tank volume	l (gal)	1100 (290)
	Max. oil flow	l/min (gpm)	2x 369 + 2 x 70 at 1900 rpm (2x 97 + 2 x 18 at 1900 rpm)
	Max. pressure	bar (psi)	350 (5080)
Counterweight	Weight	kg (lb)	12 000 (26 500)
Undercarriage			
Type	AV 280301		
	Crawler length	mm (ft)	5700 (18 ¾)
	Min. width	mm (ft)	3500 (11 ½)
	Max. width	mm (ft)	4800 (15 ¾)
	Triple grouser type track shoes	mm (ft)	900 (3)
Transport dimensions			
	Length	m (ft)	12.1 (40)
	Width	mm (ft)	3500 (11 ½)
	Height without rotary head	mm (ft)	3350 (11)
	Total weight	kg (lb)	58 000 (127 900)
(excluding rotary head, counterweight and any additional equipment)			
Optional equipment / Working method			
	Kelly	CFA	Displacement
• Leader extension 5 m (16 ½ ft), not self erecting		X	
• Instrumentation	X	X	X
• Extraction cathead		X	X
• Person lift		X	X
• Aux. II winch 5 000 kg (11 000 lb)		X	X
• Flat track shoes	X	X	X
• Air conditioning for cabin	X	X	X
• Other accessories available on request	X	X	X
Approvals			
Manufactured according to EN 996 / 791 standards			