




# DAWSON AUGER CLEANERS

- Removes spoil at low level to prevent rig instability.  
*(No unscheduled horizontal drilling)*
- Removes spoil at low level to prevent danger and damage from falling debris.  
*(No jokes on this issue)*
- Fast, Powerful, Productive  
*(1 metre diameter cleaner has 30 kW drive motor = 25 men with shovels!!)*
- Reliable  
*(Our spare parts trade is a dead loss)*
- Dawson Cleaners actually WORK!  
*(We do not make the exotic ornamental type which live in the yard or pose for the factory inspector, but fall over when invited to shift muck)*
- One cleaner can be adapted to a variety of different auger diameters and pitches using alternative shells.
- Dawson cleaners form a smooth running bottom guide.






Spoil from Continuous Flight Augers should be removed at the lowest possible level for two reasons:-

← To prevent rig instability

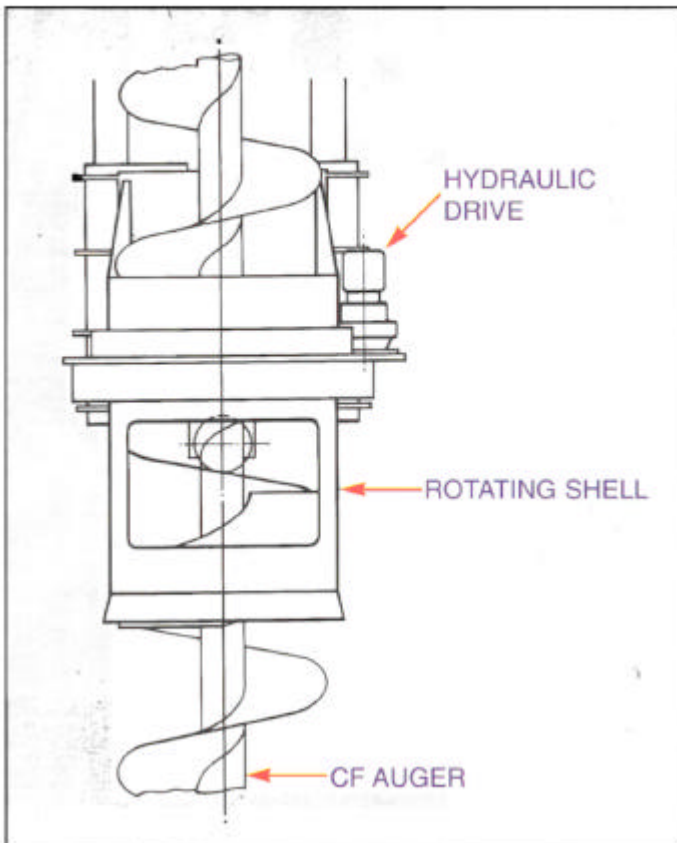
To avoid injury to personnel and damage to machinery from falling debris →



## THE CHOICE - MECHANICAL OR MANUAL?

Cleaning can be achieved using a DCP hydraulically operated cleaner or by men with shovels. Within six to nine months, the investment in a DCP mechanised hydraulic cleaner becomes the more economical method. The choice is similar to digging a trench by hand or using a hydraulic excavator.

The cleaner consists of a Hydraulic Drive Motor and Reduction Gear Box driving a large diameter bearing onto which is mounted a quick change shell to suit the auger diameter being used. The auger flight passes through the shell where the spoil is removed.



As the auger is being withdrawn from the ground during concrete injection, the cleaner shell rotates down the auger flight removing the spoil by means of a helical blade within the shell.

A free wheel valve enables the cleaner to be activated briefly during drilling to back the cleaner up the flight. This means there is no continuous power demand, allowing full power to be used for drilling – precisely where it is needed.

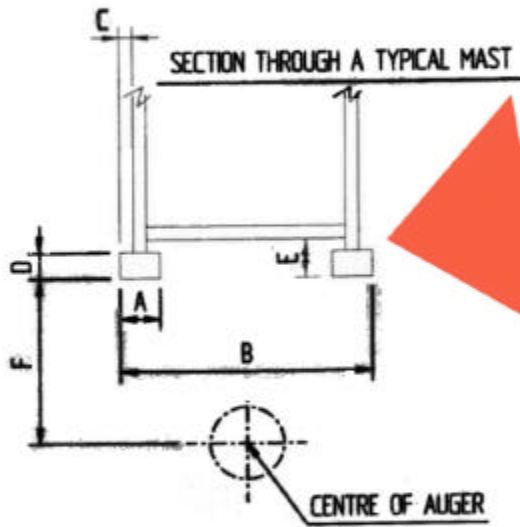
Gear drives are fully encased and sealed to:

- (a) Protect the machinery from dust, dirt and rain.
- (b) Retain lubrication to moving parts.
- (c) Prevent injury to personnel.

Model Reference	To clean Auger Diameters (mm)
M 600	400 - 600
M 700	450 - 700
M 800	450 - 800
M 900	450 - 900
M 1000	500 - 1000
M 1200	600 - 1200
M 1500	750 - 1500
M 2000	900 - 2000



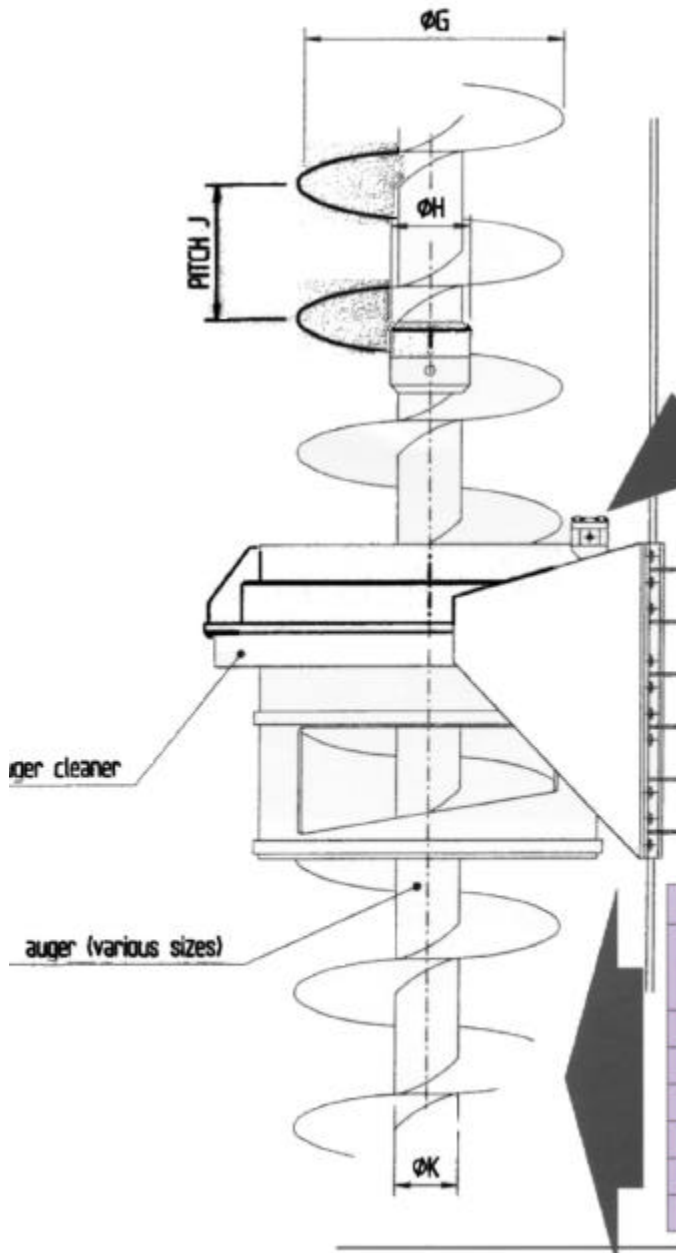
Dawson auger cleaners are of a standard pattern but each one is finally engineered to suit the customers' exact requirements. In order to customised the cleaner to your rig, we need certain information. The following questionnaire may be photocopied and your own details filled in. Send these details to us and we can then price your requirements.



MAST DETAILS	
MAST TYPE -	_____
DIMENSIONS -	A (mm) _____
	B (mm) _____
	C (mm) _____
	D (mm) _____
	E (mm) _____
	F (mm) _____



HYDRAULIC POWER SUPPLY DETAILS	
PRESSURE (bar)	_____
OIL FLOW RATE (l/min)	_____



AUGER DETAILS			
DIAMETER 'G' (mm)	DIAMETER 'H' (mm)	PITCH 'J' (mm)	DIAMETER 'K' (mm)

## ANCILLIARY EQUIPMENT

### CAGE VIBRATOR



#### EMV 70 SPECIFICATION

	ISO
Static Moment	0.7 kg.m
Frequency	3,000 v.p.m.
Centrifugal Force	70 kN
Amplitude – peak to peak	3.4 mm
Minimum Required Flow Rate	30 l/min
Maximum Allowable Flow Rate	120 l/min
Minimum Hydraulic Pressure	240 bar
Maximum Hydraulic Pressure	350 bar
Minimum Hydraulic Power	12 kW
Dynamic Mass	410 kg
Total Mass	520 kg
Maximum Pile Mass	800 kg
Maximum Push/Pull Loading	2,800 kg

### RATCHET RELEASE CASING SHACKLES



#### SAFE LOADS

3.5T, 5.0T, 7.5T, 10.0T  
40.0T, 100.0T, 200.0T



This product complies with 89/392 EEC Machinery Directive



#### DAWSON CONSTRUCTION PLANT LTD

Chesney Wold, Bleak Hall, Milton Keynes MK6 1NE, England.  
Tel: (01908) 240300 Fax: (01908) 240222 Int Tel: +44 1908 240300 Int Fax: +44 1908 240222

DCP Ltd reserve the right to discontinue equipment at any time,  
or change specifications or designs without notice or incurring obligations.